



blüden

連工帶料 — 到府丈量 — 綠色環保 — 超薄耐磨

## 德國波登 SPC石塑地板

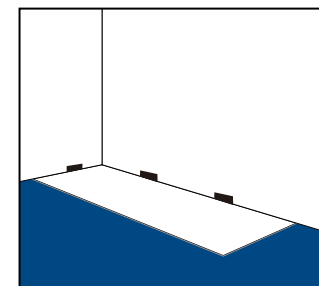
STONE PLASTIC COMPOSITE FLOORING





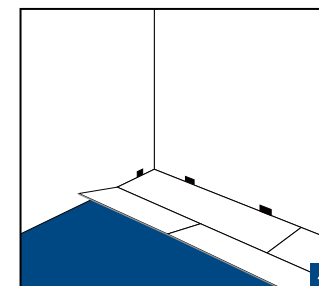
- 安裝地面溫度應為10°C~28°C，且建議安裝於帶空調或暖氣的室內，不建議安裝於室外。
- 適合安裝的基面：膠合板、平整的木基面、磁磚或水泥自流平的地面；如基層不平，高低落差應小於3mm，否則應採用適合的自流平進行找平。
- 安裝前現場應清潔完畢，確保地面沒有雜物，乾燥乾淨、平整；地面上沒有任何突起物，若地面有縫隙要找平，有破損的部分必須修整。
- SPC石晶地板的屬性上，無溫差、吸水膨脹特性，無需預留過大的伸縮縫。完工鋪設後與牆面之間打矽利康密合，與四周牆面的收邊間隙約3mm即可。
- 建議將不同紙箱內的地板進行混和安裝。
- 安裝完成後，應盡量避免陽光直射。

- The flooring should be installed at a ground temperature of 10°C ~ 28°C; it is recommended to be installed indoors with air conditioning or heating and not for outdoor use.
- Base surface suitable for installation: Plywood, flat wood base surface, tile, or cement self-leveling ground. If it is installed on an uneven base, the height difference should be within 3mm, otherwise, an appropriate self-leveling process should be applied.
- Before installation, the site should be cleaned to ensure the ground is dry, clean, smooth, and free from debris. No protrusions on the ground. Any cracks found on the ground need to be leveled with damages repaired.
- Regarding the properties of SPC flooring, there is no temperature difference, water absorption, and expansion characteristics, hence about 3 mm joint between the completed floor laying and the wall surface, and close the joint with silicone.
- It is recommended to mix the flooring of different cartons for installation.
- Avoid direct sunlight if possible after installation.



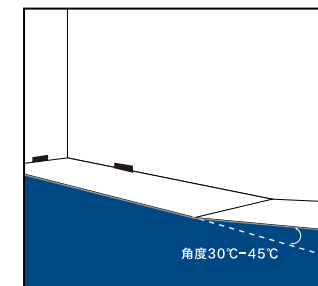
應當從左向右安裝地板。在房間的左上角放置第一塊地板，使頭部和側面的接縫舌槽露出，待完工鋪設後，與牆面接合處打矽利康密合。

Flooring shall be laid from left to right. Place the first piece of flooring at the upper left corner of the room, exposing the head and side seam grooves (the concave part). Place silicone to close the joint with the wall surface upon completion of floor laying.



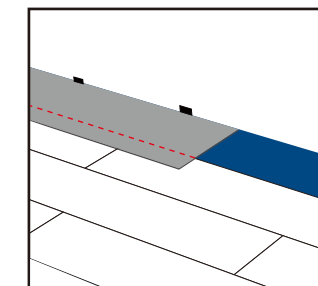
安裝第二排時，把一塊地板切割成比第一排第一塊地板短至少15.24cm。先將長邊的舌榫插入第一排地板長邊的舌槽內。安裝第二排的第二塊地板時，將短邊的舌榫敲入前面安裝好的第一塊地板短邊的舌槽內。

To install the second row, cut a piece of the flooring at least 15.24cm shorter than the first one in the first row. First, insert the tongue of the longer side into the tongue groove on the long side of the first row. For the second piece in the second row, tap the tongue of the short side into the groove on the short side of the first piece installed at the second row.



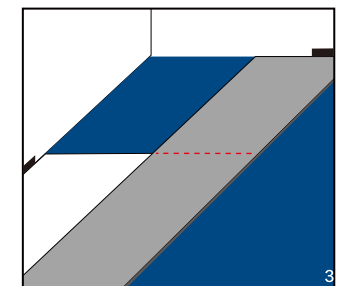
安裝第一排的第二塊地板時，將短邊的舌榫對齊第一塊地板的短邊，然後用橡皮錘子將舌榫敲入舌槽內(必須保證舌榫內乾淨，敲入地板時必須敲擊兩塊地板的中間位置。)

To install the second piece of the first row, align the tongue (the protruding part) of the shorter side with the shorter side of the first flooring piece, then use a rubber hammer to tap the tongue into the groove (the concave part). (The tongue must be clean and tap to the middle of the two flooring pieces.)



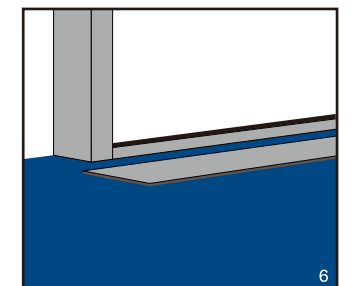
在鋪設最後一排地板時，將地板反面測量所需寬度厚進行切割，請注意反面測量時舌榫需朝向牆面，完工鋪設後，與牆面接合處打矽利康密合。

When laying the last row of flooring, measure it on the reverse side with the tongue facing the wall, then cut the required width and length of the flooring. Place silicone to close the joint with the wall surface upon completion of floor laying.



安裝每排最後一片地板時，將一塊完整的地板反面放置在旁，標記所需長度，用尺與美工刀割出壓痕並用膝蓋頂住壓痕處折彎，接著可按圖2步驟方式安裝。

When installing the last piece of floor in each row, place the reverse side of a full-length piece of the floor beside it, mark the required length, use a ruler and cutter to cut along the indentation, and bend it with your knee against it, then install it as shown in Step 2.



依收邊條形式及門框樣式，與牆壁之間預留出所需的收邊間距，以不影響門開合為主。在鋁門框底部時，將地板反面放置門框旁以測量準確裁切高度，好讓地板能輕易安裝在門框底下。

Reserve spacing to the wall per close trimming form and style of the door frame, without obstructing the opening and closing of the door. At the bottom of the aluminum door frame, place the reverse side of the flooring next to the door frame to measure the exact height for cutting so that the floor can be easily mounted under the door frame.



# SPC


## 真正的無甲醛高性能地板

Stone Plastic Composite Flooring

blüden SPC石塑地板是基於德國工藝開發出的新型高性能地板。具有零甲醛、防黴、防潮、防火、防蟲、安裝簡單等特點，既解決了實木地板受潮變形黴爛的問題，又解決其他裝修材料的甲醛等環保問題。blüden SPC石塑地板憑藉其出色的穩定性和耐用性在歐美發達國家及亞太市場迅速風靡起來，適用於各式辦公、酒店、商業、家居等室內場所。

blüden SPC stone plastic composite flooring is a new type of high-performance flooring developed based on German technology. It has features of zero formaldehyde, mildew-proof, moisture-proof, fireproof, bugproof, and simple installation. The brilliant solution for the damp deformation and mildew typically found at solid wood flooring and avoids the environmental problems of formaldehyde which found in other decoration materials. blüden SPC stone plastic composite flooring became a trendy flooring material in the developed countries of Europe, America, and the Asia Pacific market, with its excellent stability and durability. It is suitable for all kinds of indoor places, for example, offices, hotels, commercial and residential, etc.


### 經典木紋




101




102




103




104




105



106



107



108

無墊規格：1220x180x4.0mm  
有墊規格：1220x180x5.5mm

(因印刷顏色和實際產品顏色有差異，以實樣為準)



THE CLASSIC





經典木紋 BOO-102



經典木紋 BOO-105





經典木紋 BOO-107



經典木紋 BOO-108





# BASALT ROCK

埃特納魔岩

## blürden

(因印刷顏色和實際產品顏色有差異，以實樣為準)



AT-02

無墊規格：600x300x4.0mm

有墊規格：600x300x5.5mm



AT-04

無墊規格：600x300x4.0mm

有墊規格：600x300x5.5mm



AT-06

無墊規格：600x300x4.0mm

有墊規格：600x300x5.5mm







埃特納魔岩 AT-02



埃特納魔岩 AT-04



# NOBLE GREY

blüden

## 灰華板岩

(因印刷顏色和實際產品顏色有差異，以實樣為準)



HB-01

無墊規格：600x300x4.0mm  
有墊規格：600x300x5.5mm

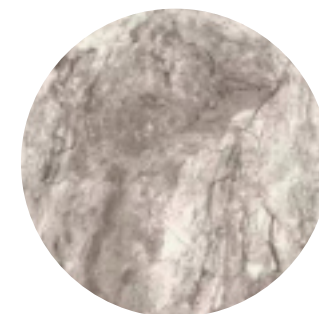


HB-05

無墊規格：600x300x4.0mm  
有墊規格：600x300x5.5mm


## 暗夜華爾滋

(因印刷顏色和實際產品顏色有差異，以實樣為準)



AY-01

無墊規格：600x300x4.0mm  
有墊規格：600x300x5.5mm



AY-05

無墊規格：600x300x4.0mm  
有墊規格：600x300x5.5mm





灰華板岩 HB-01



灰華板岩 HB-05





暗夜華爾滋 AY-01



暗夜華爾滋 AY-05





**MOONLIGHT WALTZ**

暗夜華爾滋






埃特納魔岩 AT-002



埃特納魔岩 AT-006



埃特納魔岩 AT-006





灰華板岩 HB-03



灰華板岩 HB-05



經典木紋 -BOO107(下) 經典木紋 -BOO102(上)



blüden SPC 石塑地板的主要原料是天然石粉和樹脂，並非傳統意義上的 PVC 塑膠地板，生產過程中不使用膠水，經權威部門檢測不含甲醛及任何放射性元素，屬於高性能的新型地面裝飾材料。每平米重量不足普通地面石材的 10%，在高層建築中對於樓體承重和空間節約，有著無可比擬的優勢。

-  防水
  安裝便利
  不易熱脹冷縮
  抗菌防黴耐刮
  具備保暖效果
  符合降噪法規
  適合在任何硬質地面安裝

## 技術規範

Thickness	厚度	—	4mm(無墊) & 5.5mm(有墊) 5mm(無墊) & 6.5mm(有墊)
Assemblingseam	鎖扣拼裝縫隙	≤ 0.15mm	0.09mm
Colorfastness	色牢度	≥ 6 級	6 級
Castorwearresistance	腳輪耐磨性	≥ 25000r	60000r (SGS 實測)
Dimensionalheatrate	加熱尺寸變化率	≤ 0.25%	≤ 0.09%
Hotandcoldwarping	冷熱翹曲	≤ 2.0mm	0.04mm
Peelstrength	剝離強度	≥ 75mm	125mm
Buckletensilestrength	鎖扣拉力強度	≥ 1.5KN/m	2.7KN/m
Wearresistance(Fv)	耐磨性	Fv ≤ 2.0mm <sup>3</sup>	1.9mm <sup>3</sup>
Formaldehydeemission	甲醛釋放量	≤ 0.124mg/m <sup>3</sup>	0.016mg/m <sup>3</sup>
Vinylchloridemonomer	氯乙烯單體	≤ 5mg/kg	< 0.1mg/kg
Solublelead(Pb)	可溶性鉛	≤ 20mg/m <sup>2</sup>	< 0.05mg/m <sup>2</sup>
Solublecadmium(Cd)	可溶性鎘	≤ 20mg/m <sup>2</sup>	< 0.005mg/m <sup>2</sup>

## 安裝說明

- 安裝地面溫度應為 10°C~28°C，且建議安裝於帶空調或暖氣的室內，不建議安裝於室外。
- 適合安裝的基面：膠合板、平整的木基面、磁磚或水泥自流平的地面；如基層不平，高低落差應小於 3mm，否則應採用適合的自流平進行找平。
- 安裝前現場應清潔完畢，確保地面沒有雜物，乾燥乾淨、平整；地面上沒有任何突起物，若地面有縫隙要找平，有破損的部分必須修整。
- SPC 石晶地板的屬性上，無溫差、吸水膨脹特性，無需預留過大的伸縮縫。完工鋪設後與牆面之間打矽利康密合，與四周牆面的收邊間隙約 3mm 即可。
- 建議將不同紙箱內的地板進行混和安裝。
- 安裝完成後，應盡量避免陽光直射。

經銷商

**SIC** | 翰可國際股份有限公司  
Skwentex International Corp.



**展示間** | 114 台北市內湖區瑞光路258巷2號6樓之2  
**地址** | 330 桃園市桃園區正光路423-2號8樓之5  
**T** 02 2658-8229 #272, 249, 265 **F** 02 2658-8447

